TOP	TUBE ASSEMBLY DATA					
						FLD_V31 4 0
FRONT	RIGHT			℄R ±1.00	NOMINAL TUBE STRAIGHT LENGTH (EXCLUDING BENDS)	
PT	X	Y	Z		LINE	STRAIGHT LENGTH
A	0 0	0.0	0.0			
B	120 0	0.0	0.0	76.20	A-B	88 4
C	205.0	85.0	0.0		B-C	88 6

ALL STRAIGHT LENGTHS ⌖ Ø6Ⓜ AⓂ-BⓂ

TABLE ESTABLISHES DATUM REFERENCE FRAME AND BASIC DIMENSIONS FOR TUBE ASSEMBLY

WORKING PRESSURE	35	kPa
MIN. BURST PRESSURE	140	kPa
WETTED SURFACE AREA (INTL+EXT SURF.)	0.0543	m²

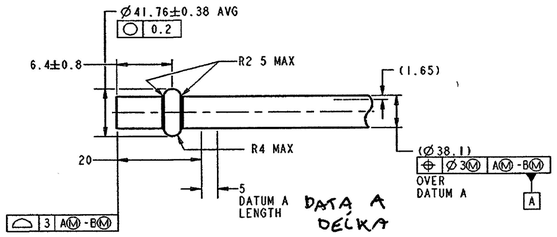

DETAIL OF END A
ENLARGED
ŘEZ KONCE A
ZVĚTŠEN

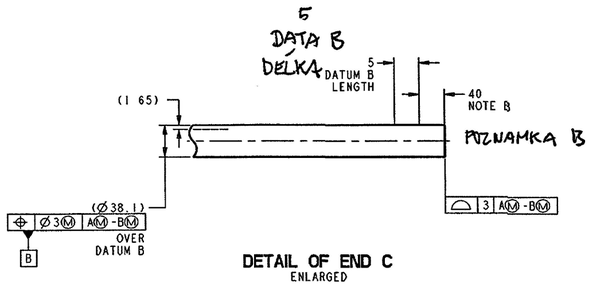

DETAIL OF END C
ENLARGED
ŘEZ KONCE C
ZVĚTŠEN

METRIC 371-4768

NOTE	ITEM	QTY	MEAS UNIT	PART NO.	NAME
PARTS LIST					
	1	24	cm	6V-2339	TUBE

TOP	REFERENCE ONLY BENT TUBE DATA FOR MFG. PURPOSES ONLY							
FRONT	RIGHT			NOMINAL TUBE STRAIGHT LENGTH (EXCLUDING BENDS)				
PT	X'	Y'	Z'	LINE	STRAIGHT LENGTH	PT	ROT. ∠	BEND ∠
A	0.0	0.0	0.0			A		
B	120.0	0.0	0.0	A-B	88.4	B	0 0°	45 0°
C	205.0	85.0	0.0	B-C	88.6	C		

CALC ℄LG=236.9

ROT. ∠ ARE TOT. CW ROT. FROM PLANE THRU POINTS ABC VIEWED FROM END A

PRINT APPROVED FOR EDS RELEASE
W107 (OWNER OF J9.1 TUBE DESIGN ENG STD)

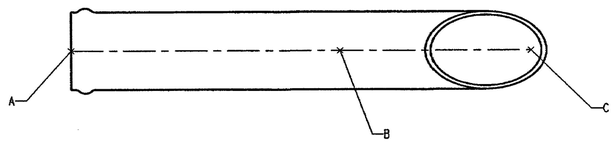

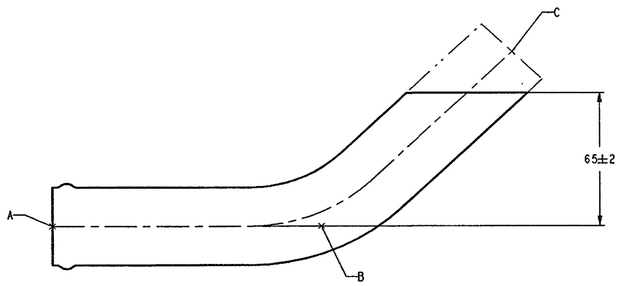

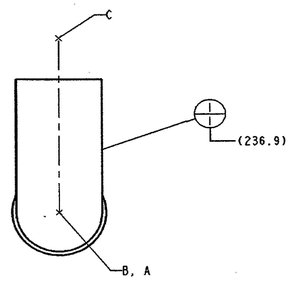

PŘEKLAD
dne: 04-01-2016
PROVEDL/A

ZM/15/00395

MATL	IE0526	STL TUBING
NTR		
	IE4617	INTPR
	IE3000Y	DUAL CONT W107
	IE2722C	DRAWING
	IE2655	TOL
	IE0507G	IDENT
	IE0318G	CLEANLINESS
	IE0198R	BRAND MARKINGS
	IE0013Y	CONFIDENTIALITY
	IE0012A	INTERPRETATION
NOTE	IE0011	INTPR & TOL

11-02-2016
ARCHIV

PROD X OTHER

UNLESS OTHERWISE SPECIFIED DIMENSIONS ARE IN mm DIMENSIONS W/O TOL ARE BASIC

VERSION TYPE: PRIMARY X SECONDARY

THIRD ANGLE PROJECTION

SHEET 1 OF 1

DWG CONTROL J337

NOTE B. PRIOR TO MATERIAL REMOVAL
PŘED ODSTRANĚNÍ MATERIÁLU
USED IN HYDRAULIC FLUID SYSTEM
POUŽITO V HYDRAULICKÉM KATALINOVÉM SYSTÉMU

TUBE

371-4768 VER - CHG 02 E